

POORNA PRAJNA PUBLIC SCHOOL

PRE SCHOOL 2020-2021

Dear Parents,
Greetings,

We welcome you to our **POORNA PRAJNA PUBLIC SCHOOL** family. This academic session has been different as we have not been able to welcome you in person. However, we are sure to soon have joyous times together.

Please go through the instructions given below carefully

- ❖ Let us maintain a structured and healthy routine of sleep food, hygiene and study for our children.
- ❖ Children must do some physical exercise daily.
- ❖ Let us keep our children hydrated.
- ❖ Worksheet have been uploaded on the school's website once a worksheet is downloaded, you may take a printout of the same (if possible) or the same image of the worksheet can be down on a plain paper.
- ❖ All activities need to be done by children only with support and under the supervision of parents.

Reading Books

- ❖ Reading aloud and sharing stories with your child is a great way to spend time together.
- ❖ Reading and story-telling also helps to promote language literacy and brain development.
- ❖ Reading isn't the only way to help with your child's language and literacy development.
- ❖ Telling stories, singing songs and saying rhymes together are also great activities for literacy skills and your child will probably have a lot of fun at the same time.
- ❖ Sometime your child might enjoy these activities more than reading.
- ❖ You might like to make up your own stories or share family stories.

- ❖ Children will learn words and develop language skills from the songs, stories and conversations you share together.
- ❖ You can read, sing and tell stories with your child in whatever language you feel most comfortable speaking in.

Suggested Reads

- ❖ The Lion and the Mouse.
- ❖ Hare and the tortoise.
- ❖ Thirsty Crow.

Rhymes

- ❖ Phonics ABC song.
- ❖ Johny, Johny.
- ❖ Bits of Paper.
- ❖ I hear thunder.
- ❖ I'm little tea pot.

Let Join hands in raising polite and kind human being

- ❖ Asking with a please.
- ❖ Accepting with a thank you.
- ❖ Kindly declining gifts.
- ❖ Interrupting in the right manner.
- ❖ Asking for a permission with a “**MAY I**”
- ❖ I am sorry for the delay.
- ❖ Wishing people properly – Hello Uncle / Aunty how are you?
- ❖ Wishing parents and elders Good Moring, Good Afternoon, Good Evening and Good Night.

We have to raise loving and empathetic kinds by teaching them to share with all & care for others.

This will make the world a better place to live in.




Have a lovely time! We will be these to welcome you soon.

Stay Safe , Stay Healthy




Standing Lines

Please join the dots to make standing lines.



Who am I? Please join the dots to get your answer.






Standing Lines



please join the dots to match each picture to its similar pair.







Standing Lines



Please join the dotted standing lines to complete the pictures and colour them.



Envelope



Glass



Standing Lines



please trace the dotted lines and collect all the gifts on your way.





Sleeping Lines

Please join the dots to make sleeping lines.

.....

.....

.....

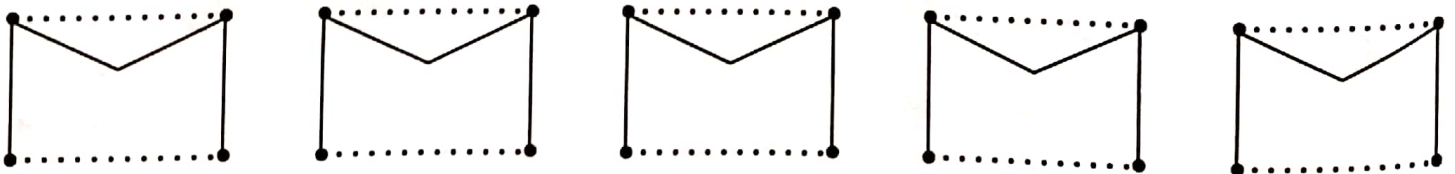
.....

.....

.....

.....

Who am I? Please join the dots to get your answer.



Sheet 6

Signature:

My Teacher Says



© Firefly Books

Patterns



Sleeping Lines





please join the dotted sleeping lines from the animal to their favourite food.



.....



.....



.....



.....



Sheet 7

Signature:

My Teacher Says



© Firefly Books

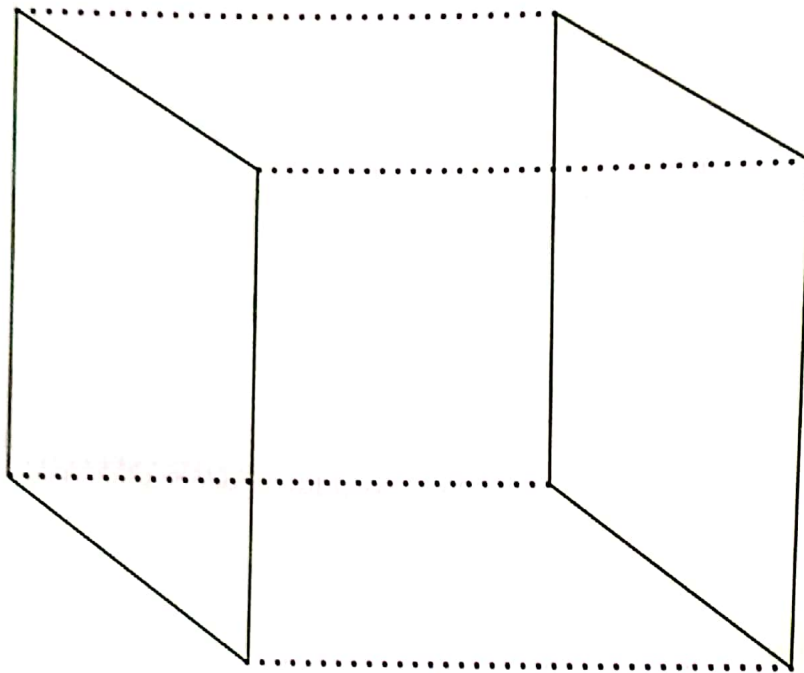
Patterns



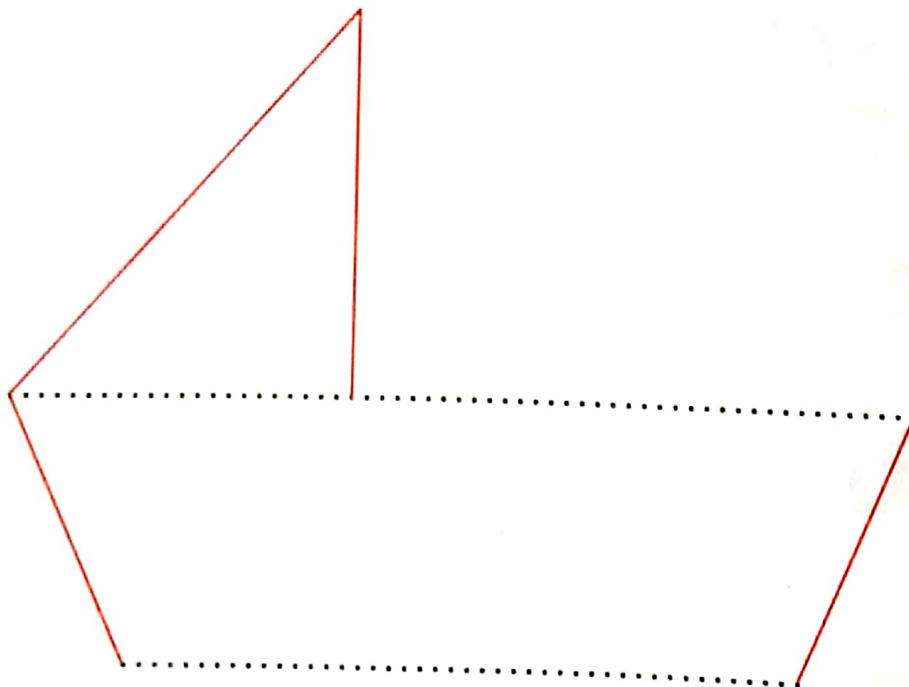
Sleeping Lines



Please join the dotted sleeping lines to complete the pictures and colour them.



Cube



Boat

Sheet 8

Signature:

My Teacher Says



© Firefly Books

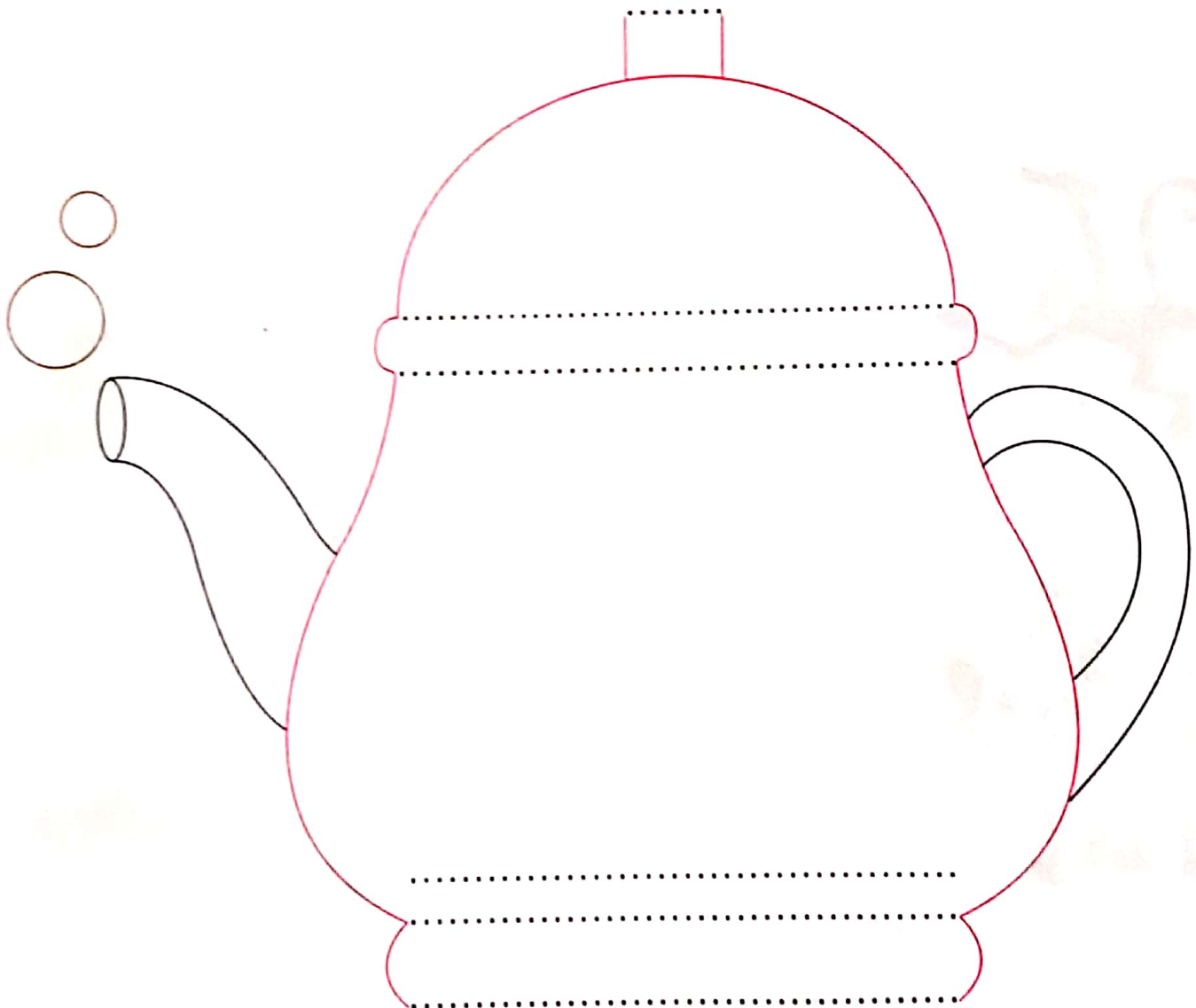
Patterns

Sleeping Lines



Let us complete and colour the drawing.

Pour hot coffee,
Pour hot tea.
But first complete,
your drawing of ME!



Sheet 9

Signature:

My Teacher Says



© Firefly Books

Patterns



Revision

Please help the animals by joining the standing and sleeping lines.



Sheet 10

Signature:

My Teacher Says



© Firefly Books

Patterns

Revision



Please help the mother reach its baby by drawing the standing and sleeping lines in the pictures given below.



Sheet II

Signature:

My Teacher Says



© Firefly Books

Patterns

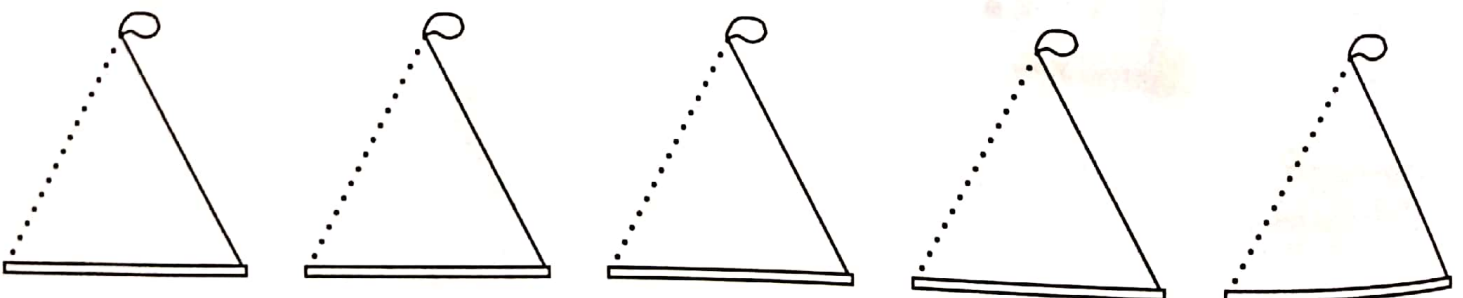


Right Slanting Lines

Please join the dots to make right slanting lines.



Who am I? Please join the dots to get your answer.

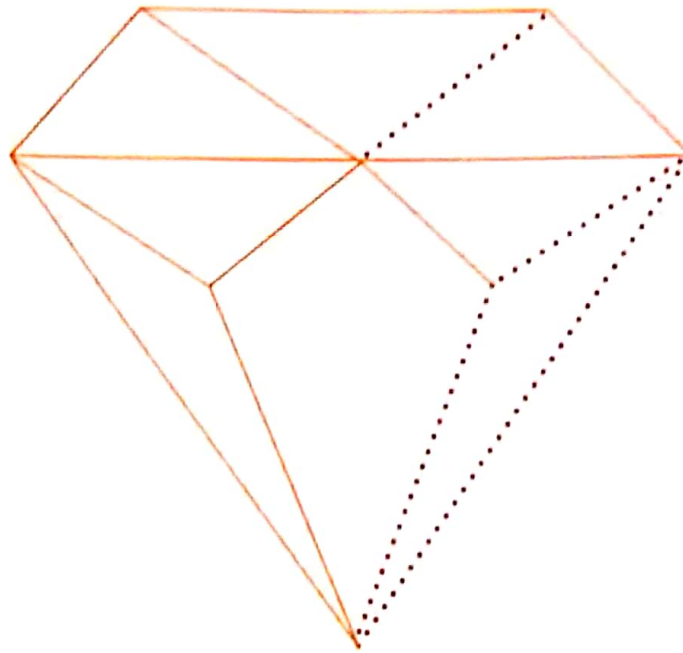




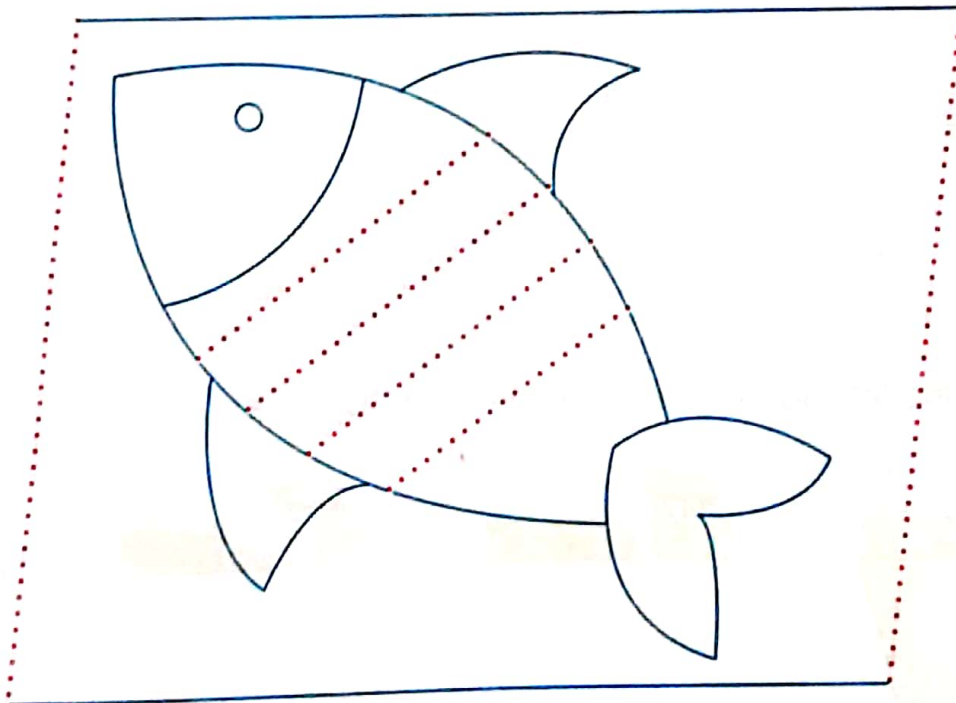
Right Slanting Lines



Please join the dotted lines to complete the pictures and colour them.



Diamond



Fish

Sheet 13

Signature:

My Teacher Says





© Firefly Books

Patterns




Left Slanting Lines

Please join the dots to make left slanting lines.



Please join the left slanting lines to complete the picture.

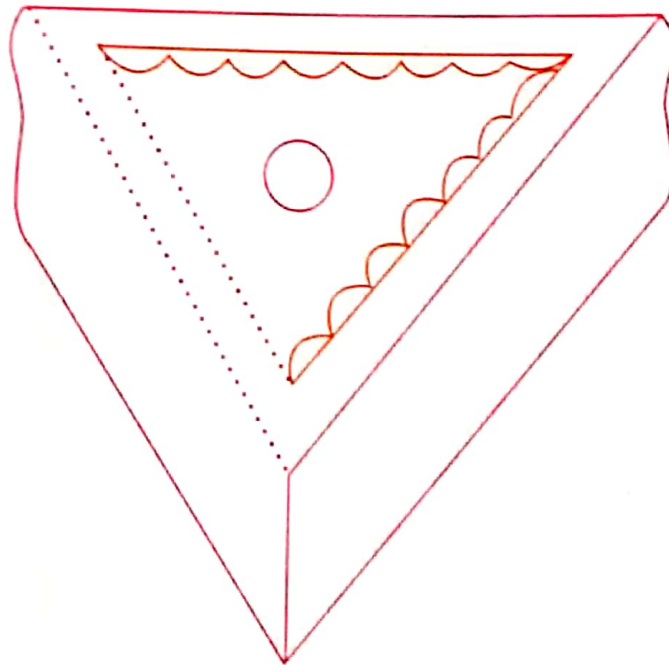




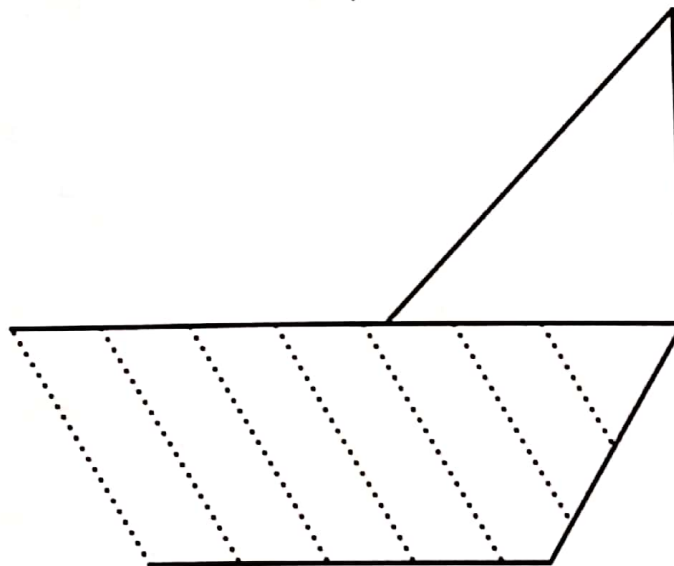
Left Slanting Lines



Please join the dotted lines to complete the pictures and colour them.



Pastry







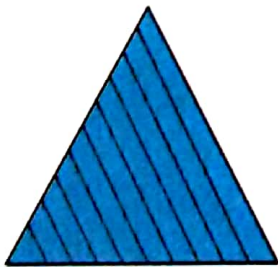


Boat





Revision

Look carefully at each house. Let us match the shape to its house.



Revision



Let us match the similar boxes with the help of the left and right slanting lines.






Lumpety Lumps

Please join the dots to make lumpety lumps.



Please join the dots to complete the picture.



Sheet 18

Signature:

My Teacher Says



© Firefly Books

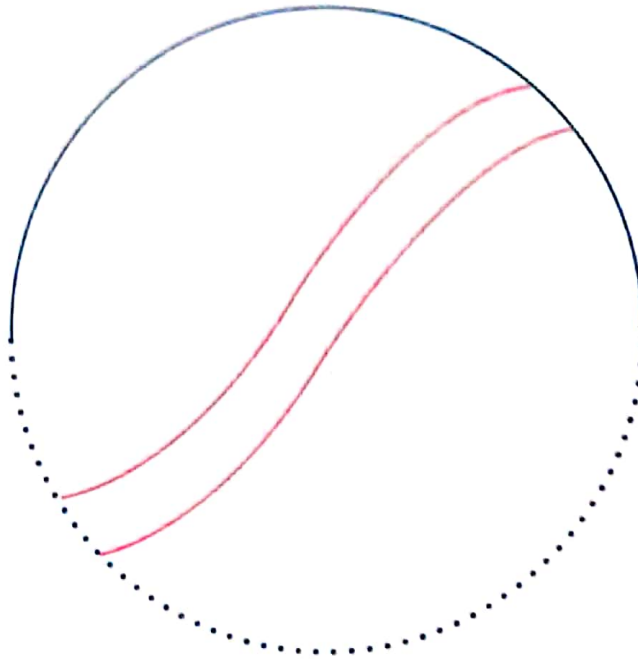
Patterns



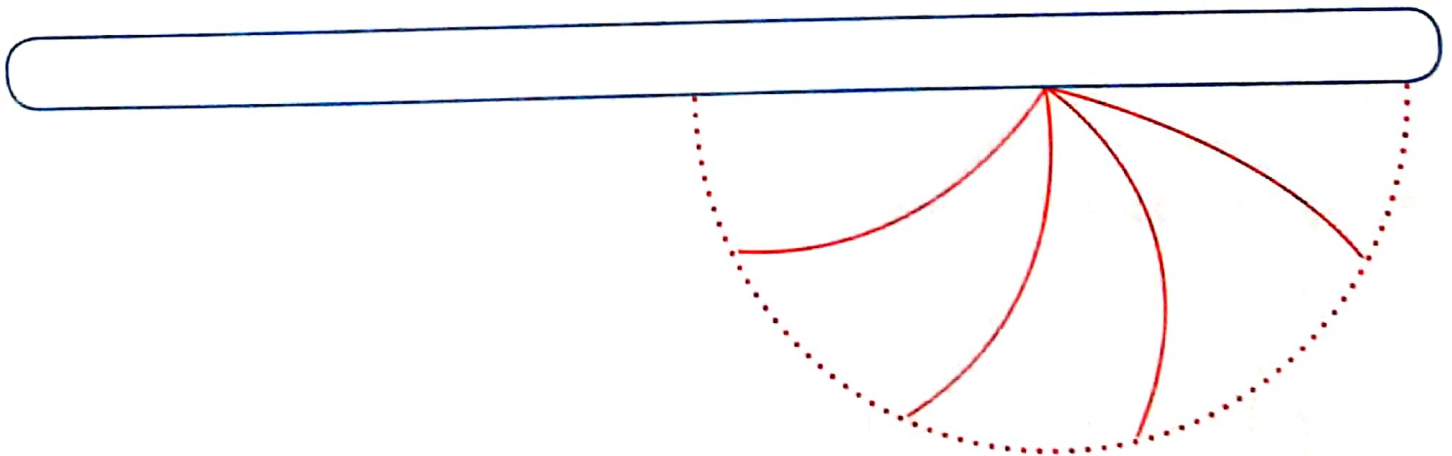
Lumpety Lumps



please join the dotted lumpety lumps to complete and colour the pictures.



Ball



Hand fan

Sheet 19

Signature:

MY Teacher SAYS



© Firefly Books

Patterns

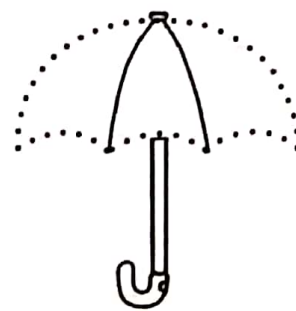
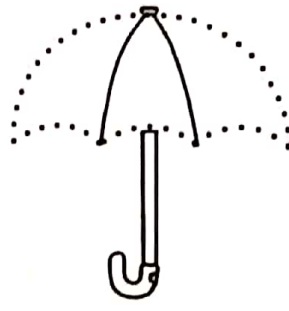
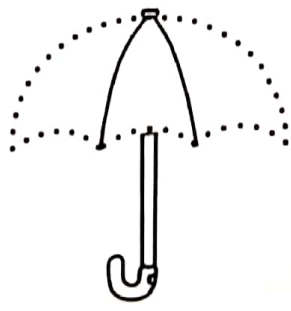
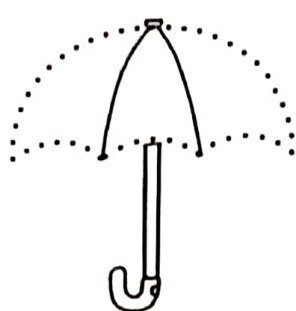


Bumpety Bumps

Please join the dots to make bumpety bumps.



Please join the bumpety bumps to complete the picture.







Bumpety Bumps



Please join the dotted bumpety bumps to complete the pictures and colour them.



Happy Face



Honeybee

Sheet 21

Signature:

My Teacher Says



© Firefly Books

Patterns



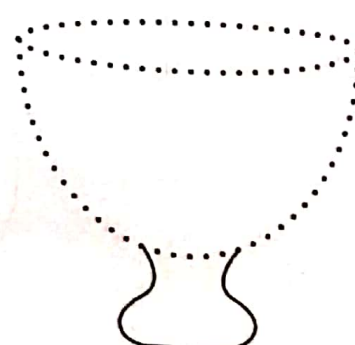
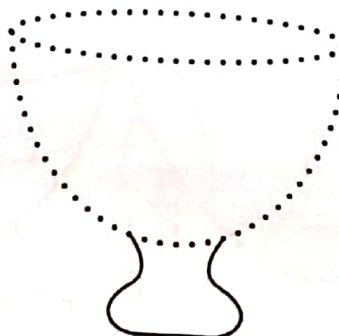
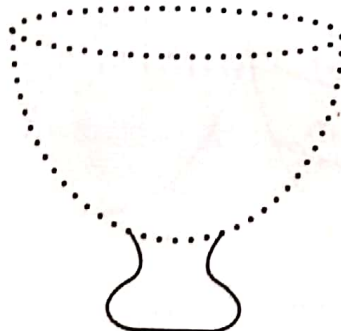
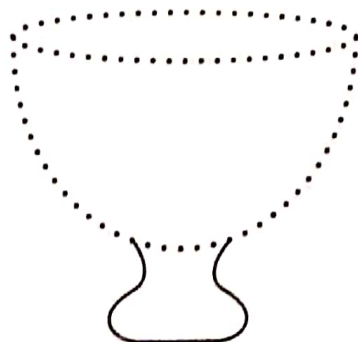
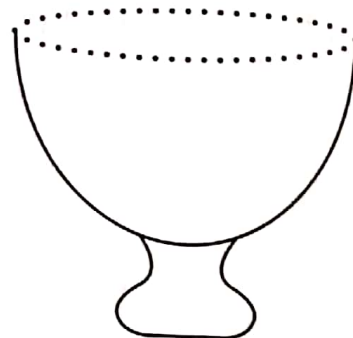


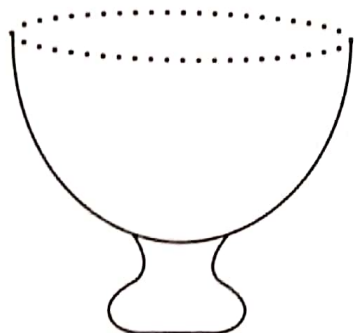

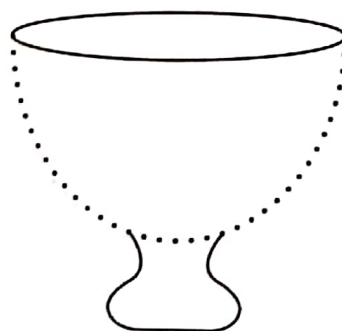


Revision



I scream,
you scream.
We all scream,
for ICE CREAM!



Please join the dots to form cups for the ice cream and colour them.



Sheet 22

Signature:

My Teacher Says



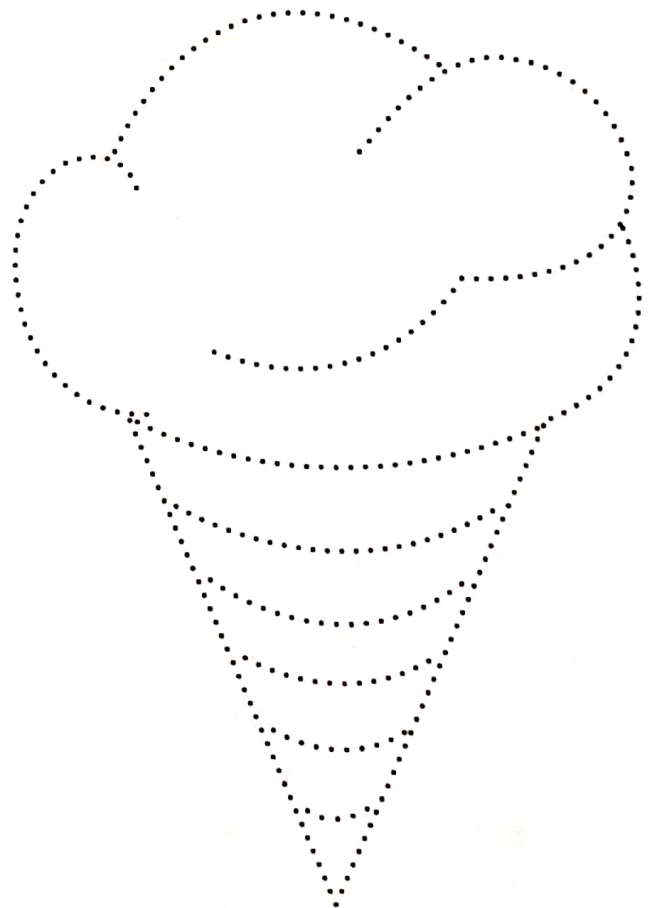
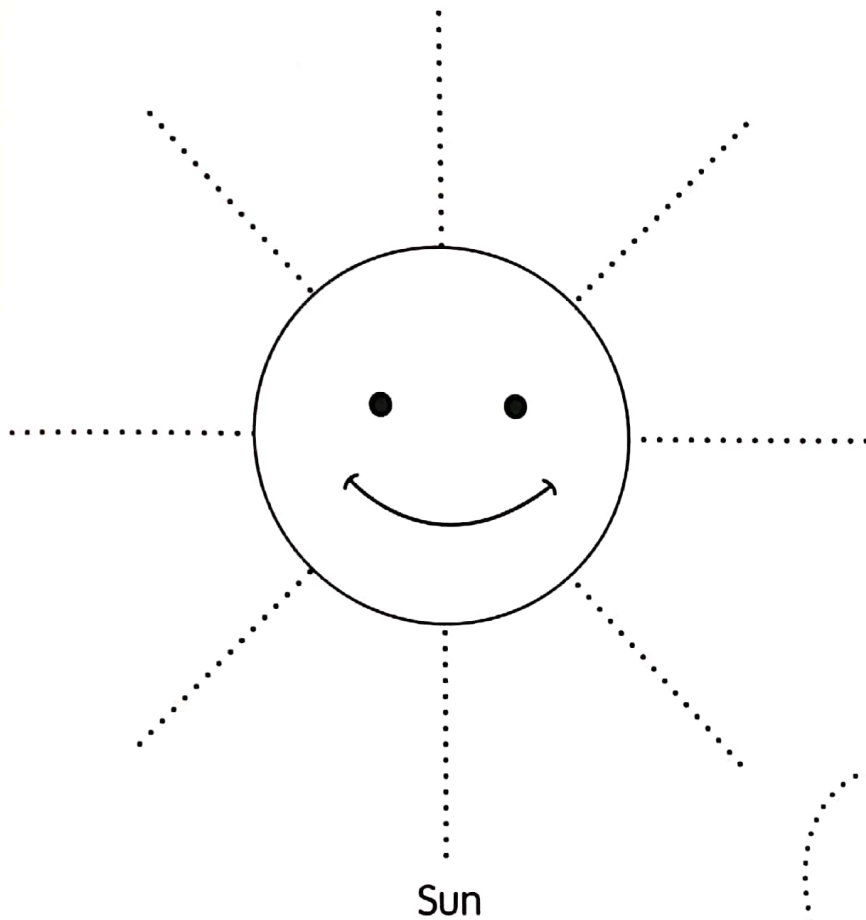
© Firefly Books

Patterns

Revision



Let us join the dots and colour the sun and the ice cream.



Sheet 23

Signature:

My Teacher Says




© Firefly Books

Patterns

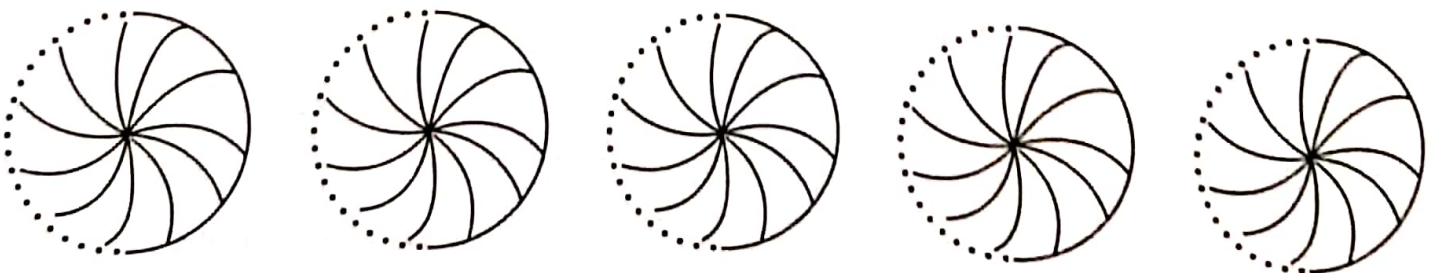


Curves

Please join the dots to make left side curves.



Please join the left side curves to complete the picture.






Curves



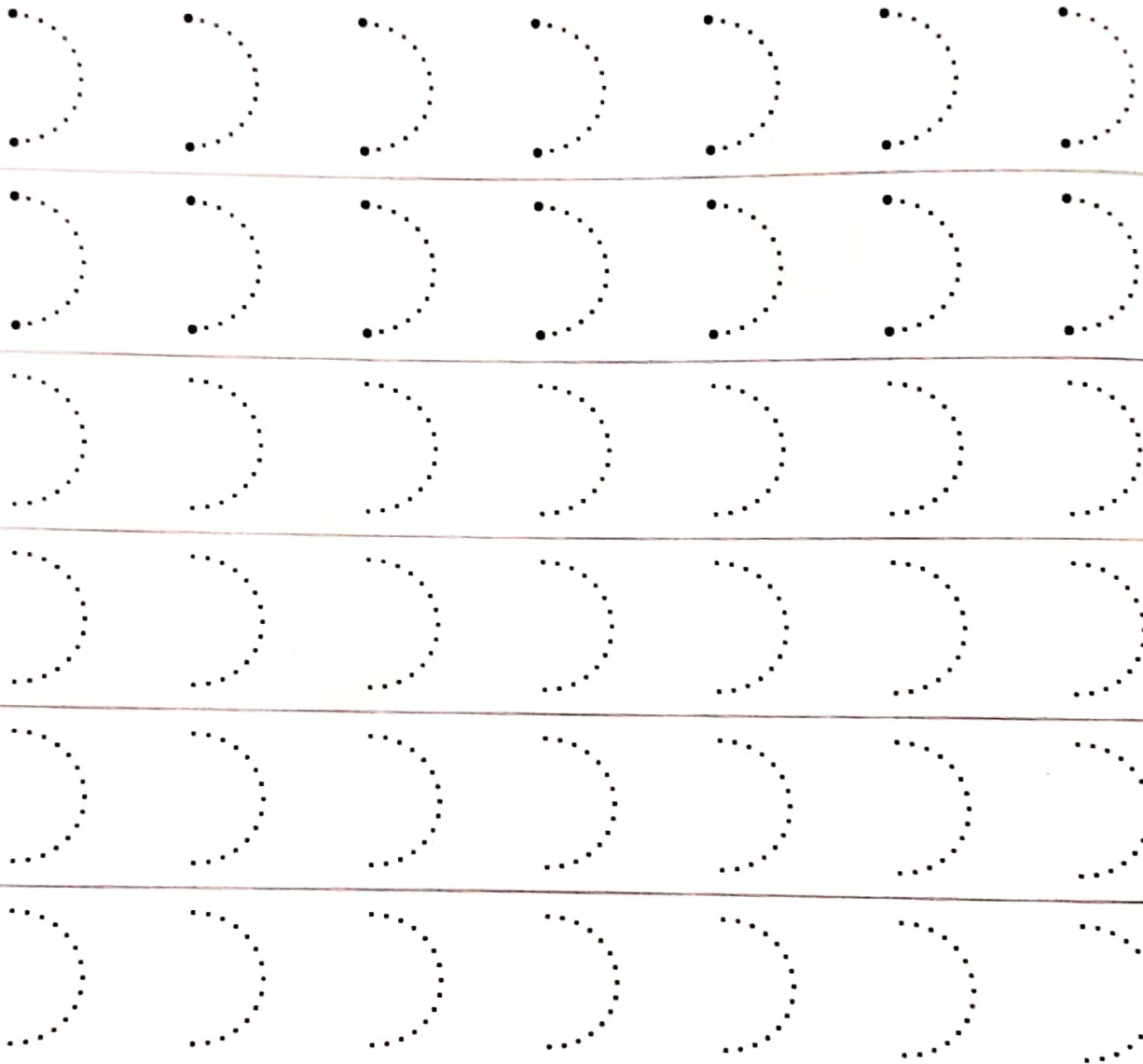
Let us join the left side curves to complete the pictures and colour them.



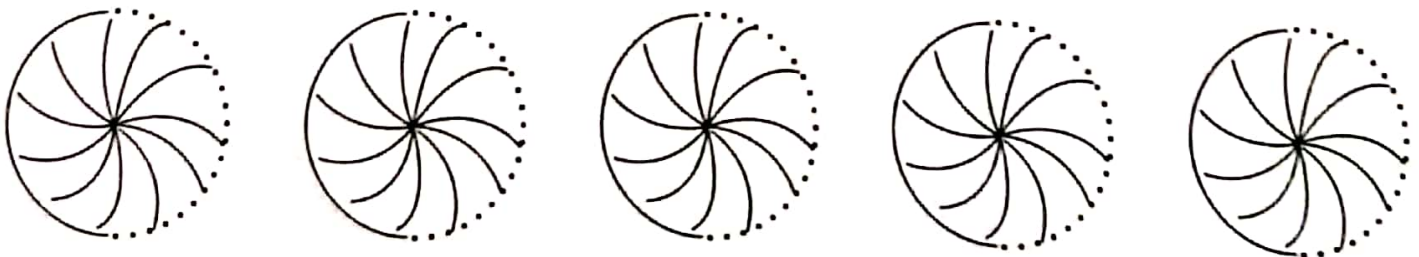


Curves

Please join the dots to make right side curves.



Please join the right side curves to complete the picture.



Sheet 26

Signature:

My Teacher Says



© Firefly Books


Patterns



Curves



Let us join the right side curves to complete the picture and colour it.



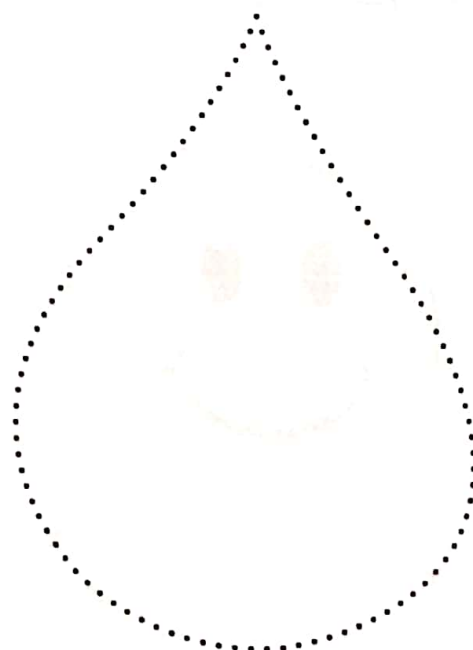
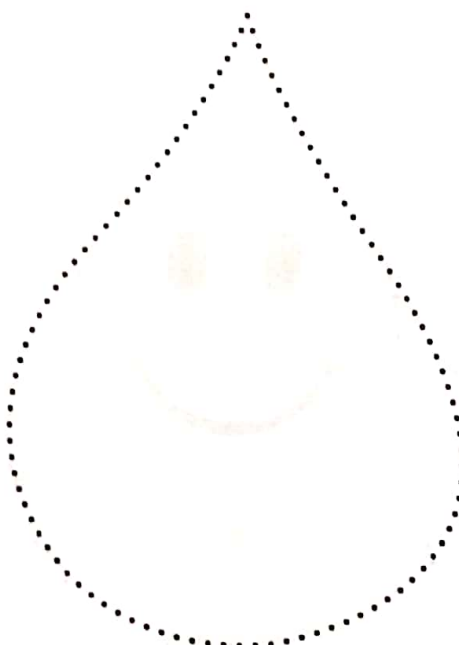
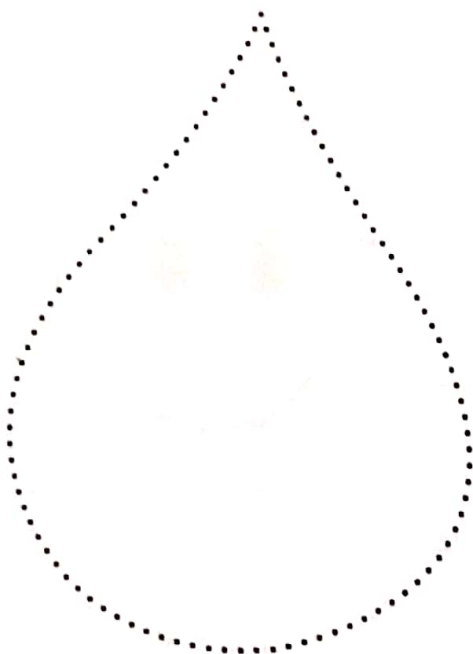
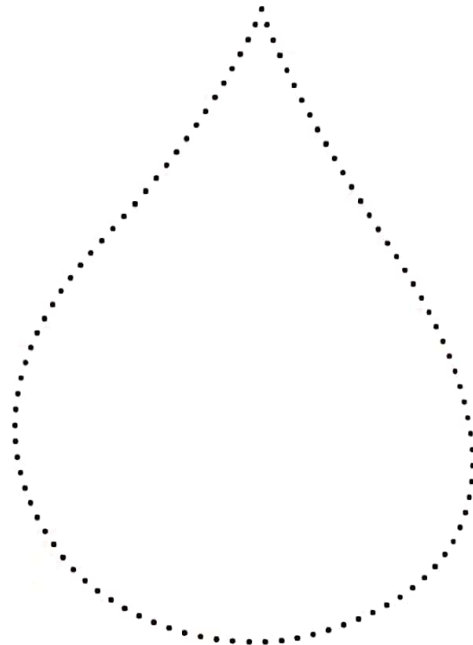
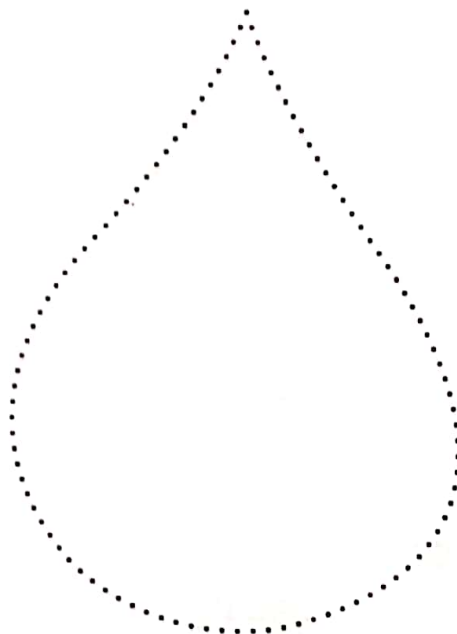
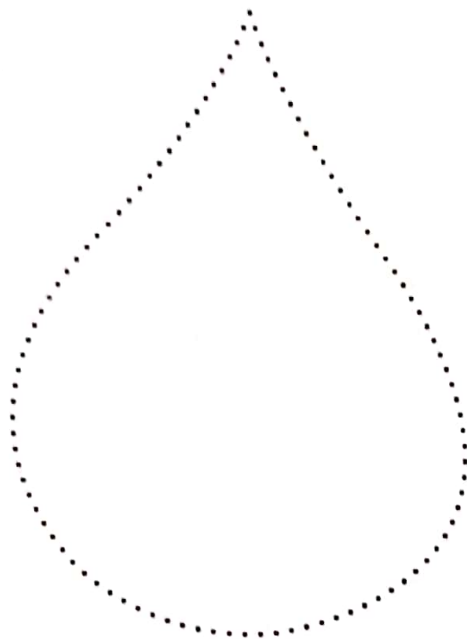
Please join the right side curves in the following smileys and colour them.





Revision

Please trace the raindrops and colour them.



Sheet 28

Signature:

My Teacher Says




© Firefly Books

Patterns

Revision



Here comes the rain! Let us join the dots and colour the picture.



Sheet 29

Signature: _____

My Teacher Says



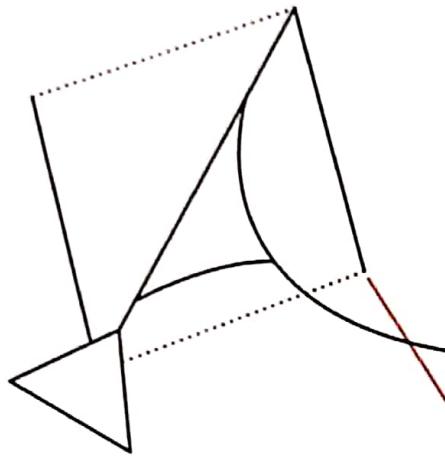
© Firefly Books

Patterns

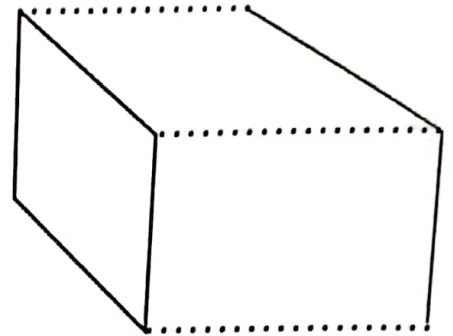


Revision

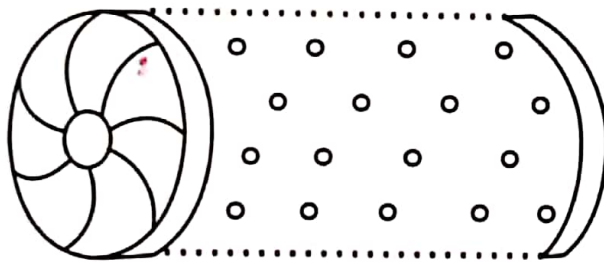
Join the dots and match the pictures with the same patterns and colour them.




Kite



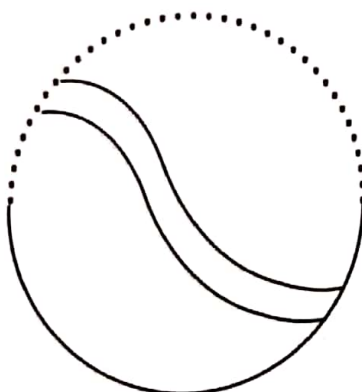
Box



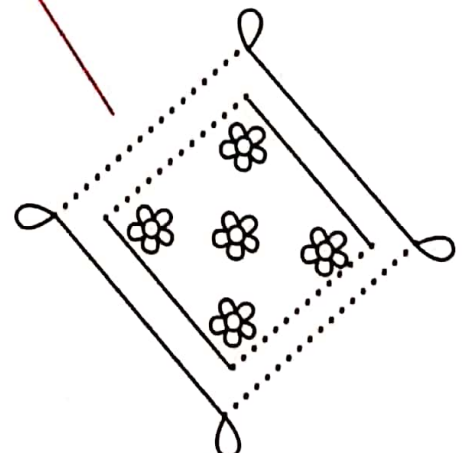
Long pillow



Sun



Ball



Pillow




Revision




Please join the dots and match the pictures with the same patterns and colour them.




Wall clock



Window




Tree



Plant



Ice cream cone



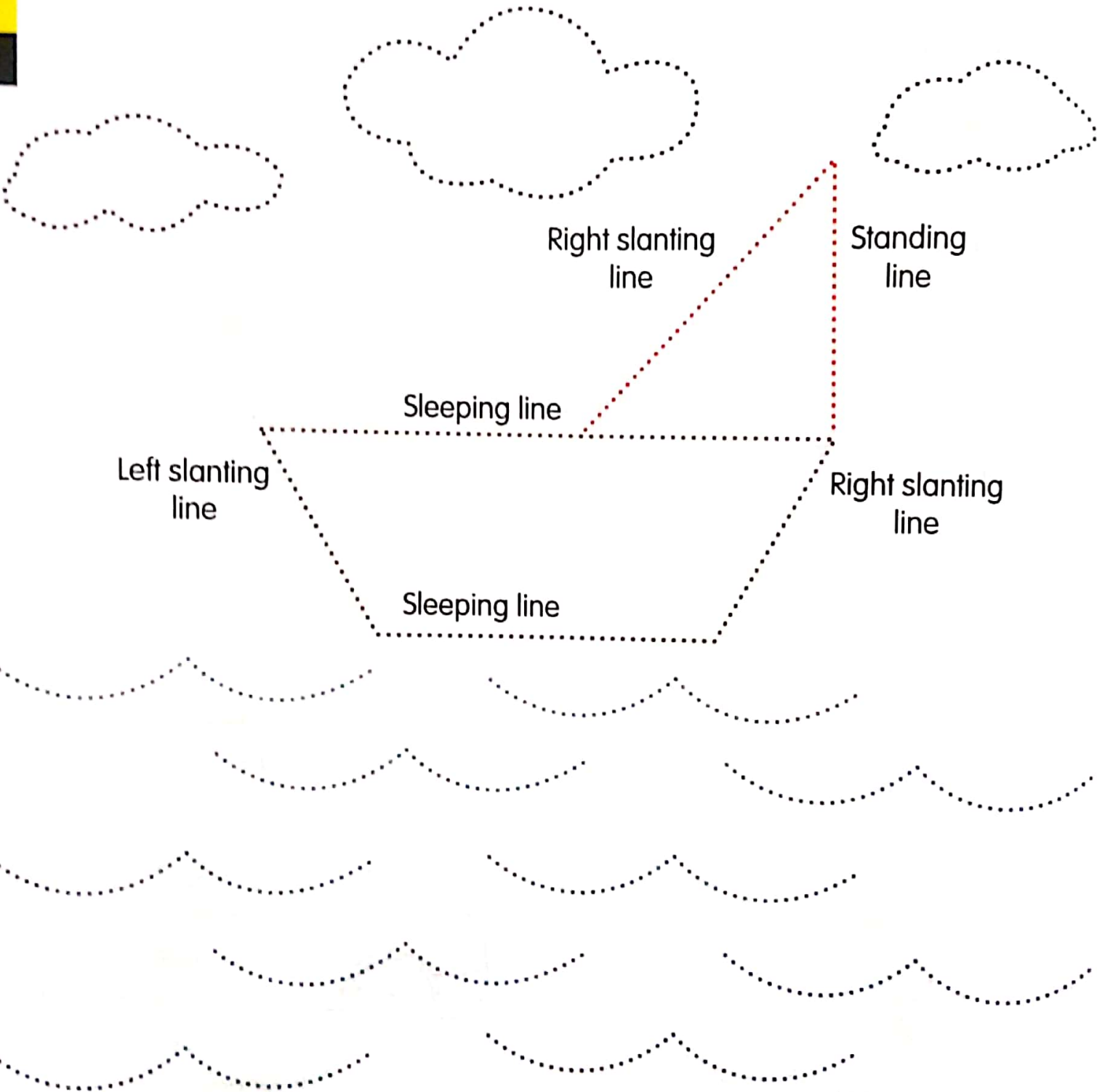
Car wheels





Revision


Please join the dots to complete the picture and colour it.



Revision



The little star is happy in his balloon. Let us join the dots and colour the picture.



Sheet 33

Signature:

My Teacher Says




© Firefly Books

Patterns



Revision

Please design my wings so I can fly like a beautiful butterfly.



Sheet 34

Signature: _____

My Teacher Says



© Firefly Books

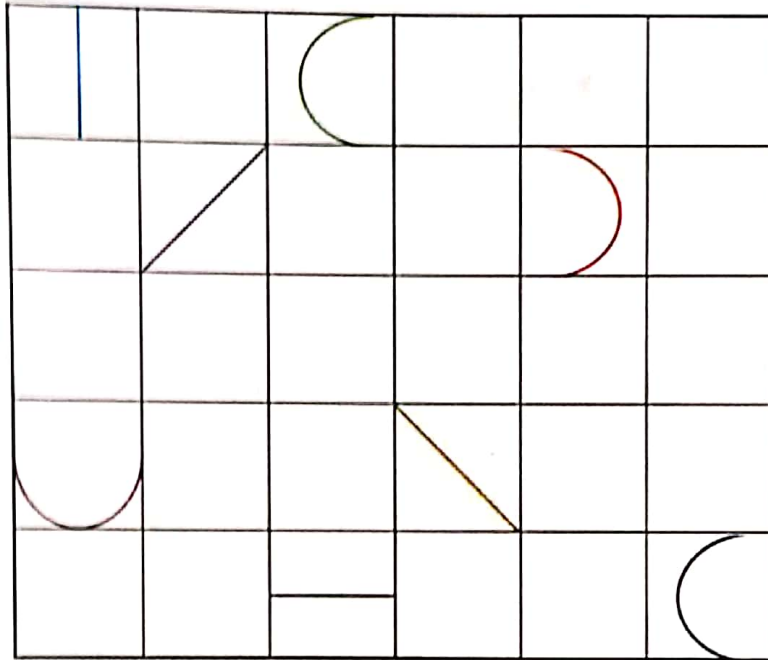
Patterns

Revision




Please draw the patterns in Box number 2 in the same manner as given in Box number 1.

Box number 1



Box number 2





Revision

Mr. Rabbit is hungry and has lost his way. Please take him to the carrot if you know the way!



Sheet 36

Signature:

My Teacher Says




© Firefly Books

Patterns

Revision



please help the honeybee find her way through the flower.



Sheet 37

Signature:

My Teacher Says



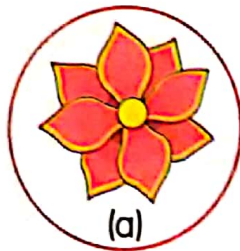
Patterns

© Firefly Books



Revision

Please circle the correct picture that matches the sequence. (The first one is done for you.)



(a)



(b)



(a)



(b)



(a)



(b)






Revision



This is me and my shadow




Please find my friend's shadow by circling the correct picture.





Revision

Please join the dots and colour the picture.



Sheet 40

Signature:

My Teacher Says



© Firefly Books

Patterns

